



The Answer to Your Splicing Needs... in The Palm of Your Hand



FASE II Compact Fusion Splicer

-
- ▶ Low loss splicing using innovative techniques
 - ▶ Splices both singlemode and multimode fibre
-
- ▶ Compact and robust with internal battery
 - ▶ High quality precision engineering
-
- ▶ Simple operation with flexible microprocessor control
 - ▶ Outstanding safety and reliability
-



High Quality Splicing

FASE II is a new compact fixed-alignment splicer. It is designed to produce low loss splices with both singlemode and multimode fibre. When quality of splice and speed of installation are important FASE II is *the* cost-effective solution.

Simple Operation

A precision-engineered ceramic V-block guides the fibres into alignment. The operator need only place fibres in the self-centering clamps, look through the high power microscope, adjust the gap between the fibres using thumbwheels and press the arc button.

Innovative Splicing Techniques

As the arc is fired the fibres are driven together using a piezoelectric translator. The surface tension of the molten fibres pulls them into alignment.

FASE II achieves low loss splices by using a new fusion technique - Axial Reciprocation*. Developed during years of research this technique increases the surface tension effect by vibrating one of the fibres as they are brought together.

Flexibility

FASE II is microprocessor controlled and has a range of programs suiting most fibre types - both singlemode and multimode. This is complemented by an operator programmable facility allowing the user precise control over all the splice parameters.

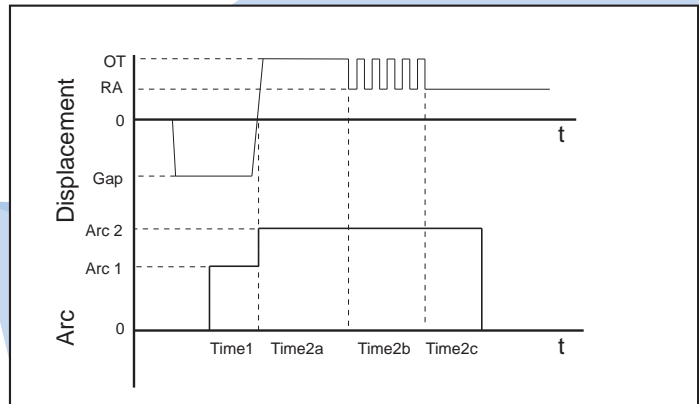
Efficiency

Ergonomic design ensures that FASE II is quick and easy to use, enabling you to efficiently complete your installation tasks.

FASE II incorporates power-efficient electronics and an auto-power-down feature to provide over one hundred splices from its internal lead acid battery. A low-battery indication tells you when to plug in the supplied charger.



Precision engineering for accurate alignment of the fibres

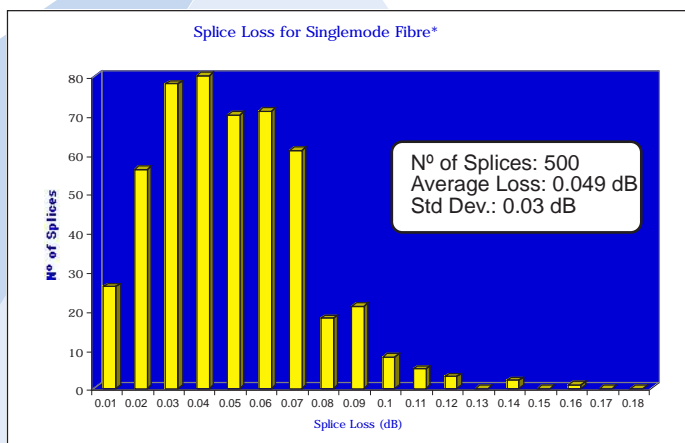


Innovative splice programs ensure low loss splices

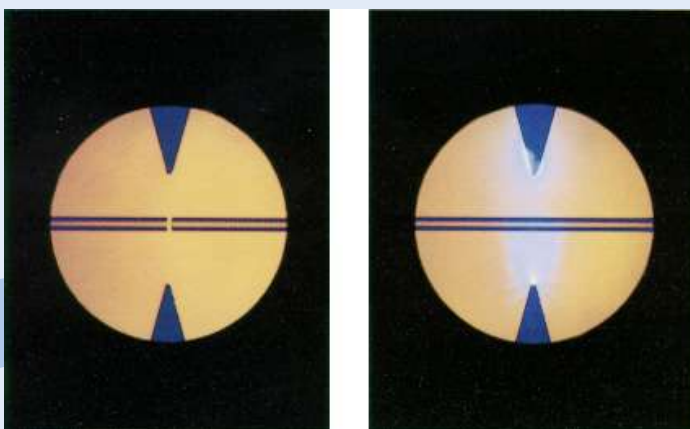


Ease of use and flexibility through microprocessor control

* Patent applied for



Repeatable low loss splices



X75 microscope gives a clear image of the fibres so that the quality of the splice can be checked rapidly



An integrated package providing everything needed for perfect splices time after time

Portable and Rugged

FASE II is housed in a robust aluminium case and has been designed to withstand harsh field use. It is small enough to be operated in the confined spaces found in premise installations. The microscope folds away without being detached so that the unit maintains a low profile when not in use.

Safe Operation

FASE II has been designed to ensure safe operation. The high voltage arc has a dual software and hardware interlock so it cannot be fired accidentally. The X75 magnification microscope provides a clear view of the fibres and is designed to protect the user from both ultraviolet and infrared light.

Ease of Maintenance

The design of the splicer has been simplified to give excellent reliability - FASE II comes with a one and optional three year parts and labour guarantee.

The only maintenance required is the occasional replacement of the electrodes. The preset electrode blocks are quickly fitted and ensure an accurate gap. The software keeps track of the number of splices performed so the user can monitor usage. Tools are provided for cleaning the V-block and the electrodes.

Accessories

The FASE II fusion splicer can be supplied as part of the FASEKIT, which includes the HSO II heatshrink oven, providing a cost effective jointing kit.

The FASE IIc is modified to accept a camera kit providing a clear image of the fibres on a 3.8" LCD monitor.

For splicing in difficult access situations, TRITEC provide a mounting kit, including a lightweight, robust tripod, bench clamp, mounting plate and fibre handler. Both the HSO II and the FASE II can be secured on the mounting plate. The fibre handler firmly holds the fibres and transports the finished splice to the heatshrink oven.

Specification

Physical

Dimensions: 178 x 127 x 125 mm
Weight : 2.5 kg

Environmental

Operating temperature: -10°C to 40°C
Storage temperature: -40°C to 70°C

Performance

Fibre types: Multimode and Singlemode
Average loss (singlemode): Typical 0.05 dB (max 0.10 dB)
Average loss (multimode): Typical 0.05 dB (max 0.10 dB)

Features

Fibre Alignment: Fixed V-groove
Fibre Viewing: X75 magnification single view microscope
Fibre Translation (coarse): 5 mm on both fibres (via thumbwheels)
Fibre Translation (fine): 60µm on one fibre only (via piezo)
Safety: Dual software/hardware arc interlock on microscope
Display: 16 character by 2 line supertwist LCD

Programmability

Splicing programs: 10 preset plus 10 custom
Arc current range: 3.5 - 22.0 mA (0.1mA resolution)
Arc time range: 0.0 - 9.9 s (0.1 s resolution)
Overtravel range: 0 - 30 µm (1 µm resolution)
Reciprocating Amplitude: 0 - 30 µm (1 µm resolution)
Gap: 0 - 30 µm (1 µm resolution)

Power Supply

Internal supply: 12V lead-acid battery
Splices per charge: >100 during 8 hours operation
Power management: Auto-power-off and battery low indication
External supply: 18V DC @ 150 mA (a universal mains charger is supplied 90 - 264V 47 - 63 Hz)

Due to continuing development TRITEC Developments Limited reserve the right to change this specification

Ordering Information:

FASE II	086835	FASE II fusion splicer including charger
FASEKIT	101211	FASE II fusion splicer and HSO II heatshrink oven including charger and kit bag
FASE IIc	298559	FASE IIc fusion splicer modified to accept camera kit
FASEKITc	297559	FASE IIc fusion splicer and HSO II heatshrink oven including charger and kit bag

For further information contact:

TRITEC Developments Limited

Bold Business Centre
Bold Lane, St Helens
WA9 4TX, England
Telephone: (01925) 220466
Fax: (01925) 227072